



PACIFIC IMAGE
ELECTRONICS
www.scanace.com

Stock Code:
6228



Pacific Image Electronics

Investor Conference 2025

September 16, 2025

Outline

- Disclaimer
- Company Profile
- Organization and Functions
- Main Products and Applications
- R&D Achievements
- 2020 ~ 2024 Operating Results
- 2023~2025 First 2 Quarters Operating Results
- Industry Trends and Company Future Outlook
- Q&A

Disclaimer

- This presentation and related information released simultaneously contain predictive information obtained from internal and external sources of the company.
- The company's actual future operating results, financial condition, and business prospects may differ from the estimates expressed or implied in these predictive information due to various risks beyond the company's control.
- The forward-looking statements in this presentation reflect the company's current views on the future. The company is not responsible for reminding or updating these views if there are any changes or adjustments in the future.

Company Profile

1993 Company Established
2003 Listed on Taiwan Stock Market

Headquarters: Xizhi District, New Taipei City,
Taiwan

US Subsidiary: Los Angeles

Chairman: Wei-Chao Kao

General Manager: Chih-Yuan Tseng

Chief Financial Officer: Su-Hua Chen

Film Scanner

Gel Imaging System

Diagnostic Detector



Company Milestones

1993

1999

2004

2017

2025



Film Scanner

Gel Imaging System

Diagnostic Detector

Home Use

Multifunction
Printer

Architecture

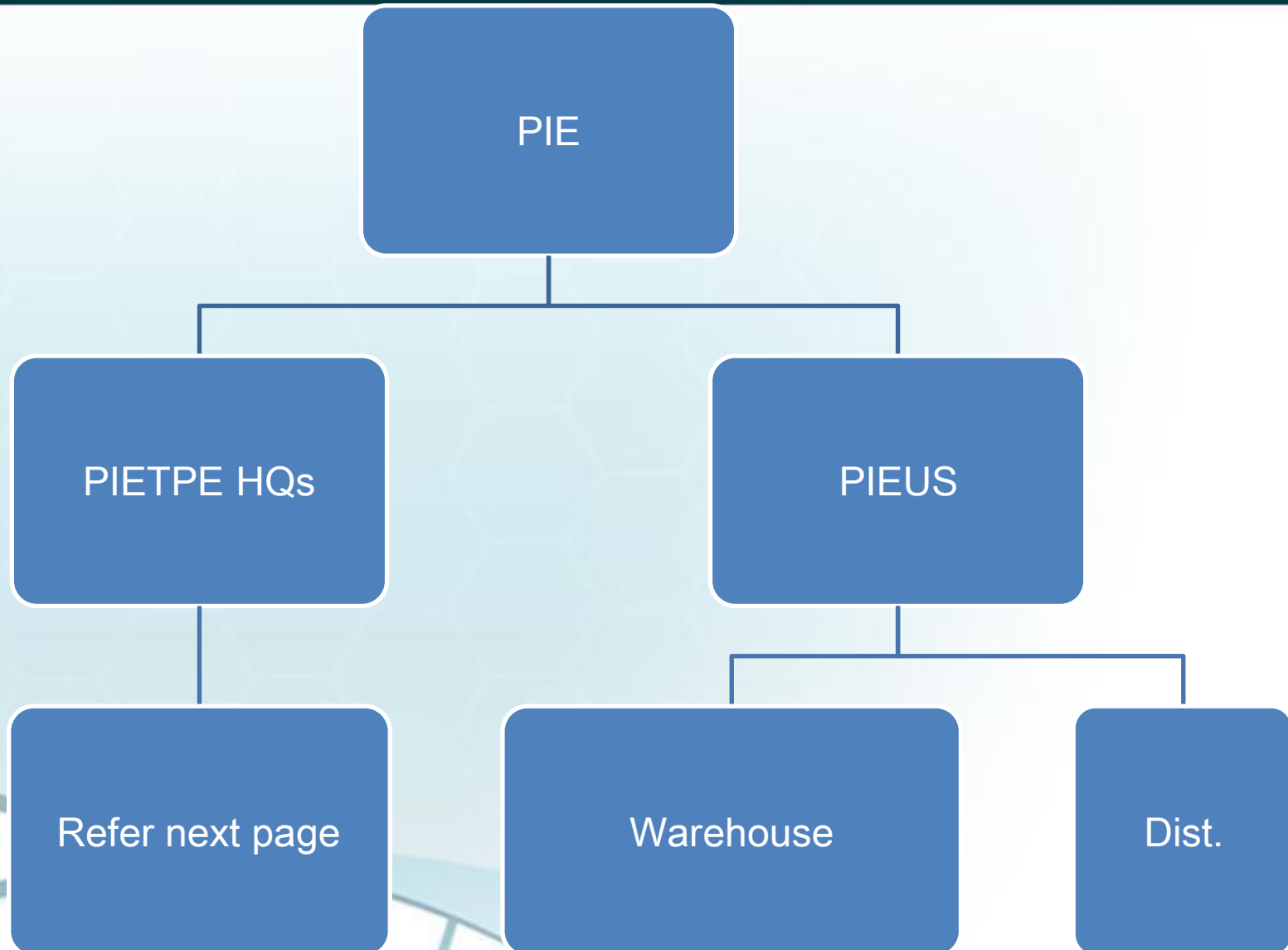
Transforming into the
Biotechnology Field
Starting from
Research Market

Entering the
Clinical & Home
Testing Field and
Diversification

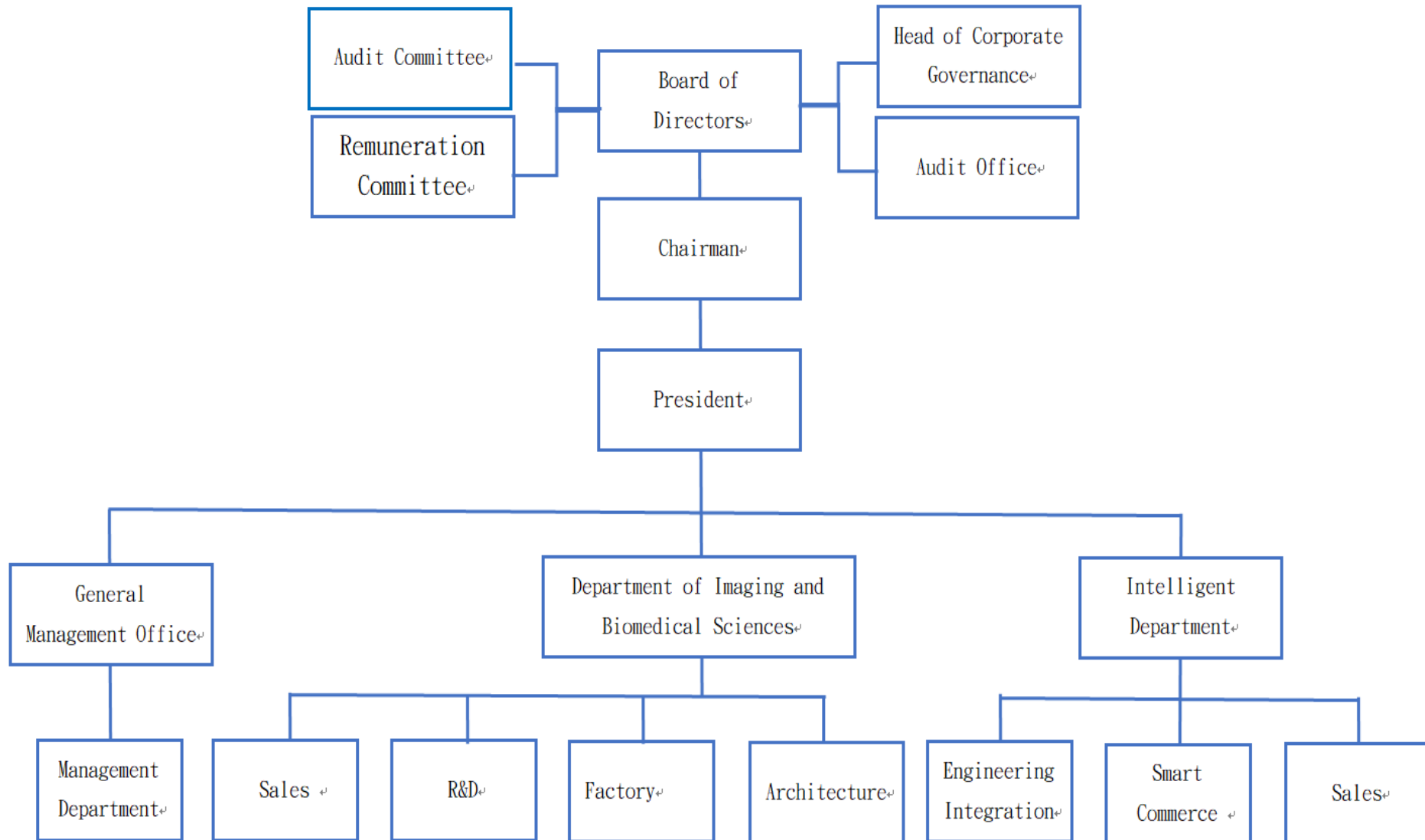
Startup

Found the Blue
Ocean of
Scanners

Organizational Functions



PIETPE HQs



Main Product Lines




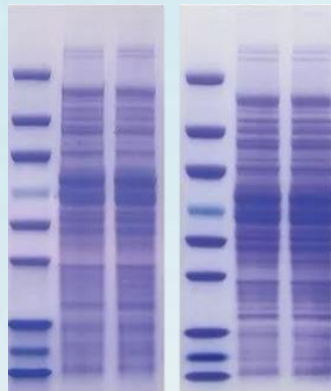
Film Scanner



Gel Image System

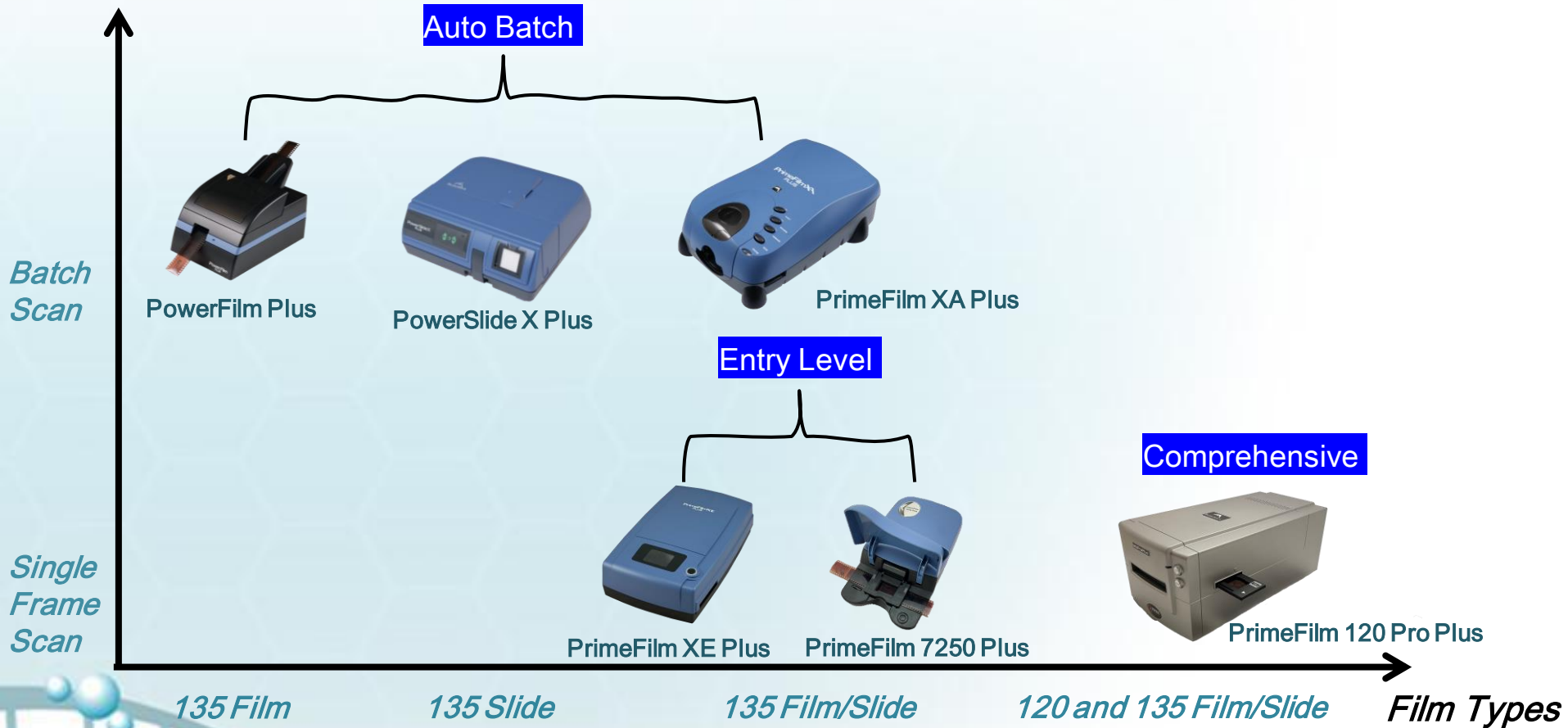


Diagnostic Detector



Main Product - Film Scanners

Amounts of Frames



Main Product - Gel Imaging Systems



GelCap



Glite T8



Glite 600



Slite 600



ChemLux

Main Product - Diagnostic Detector

Total Solution: From RD to Market Application

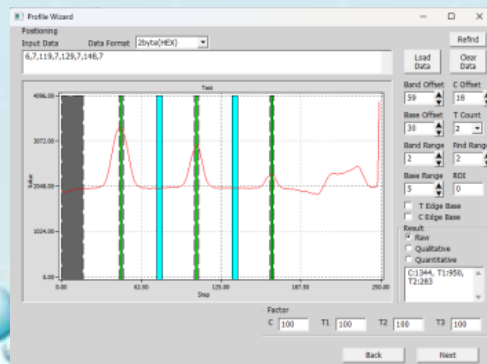


RTV: Rapid Test View

POCT




RS ST5 Series & RS One



BHR: bHome Reader

家用



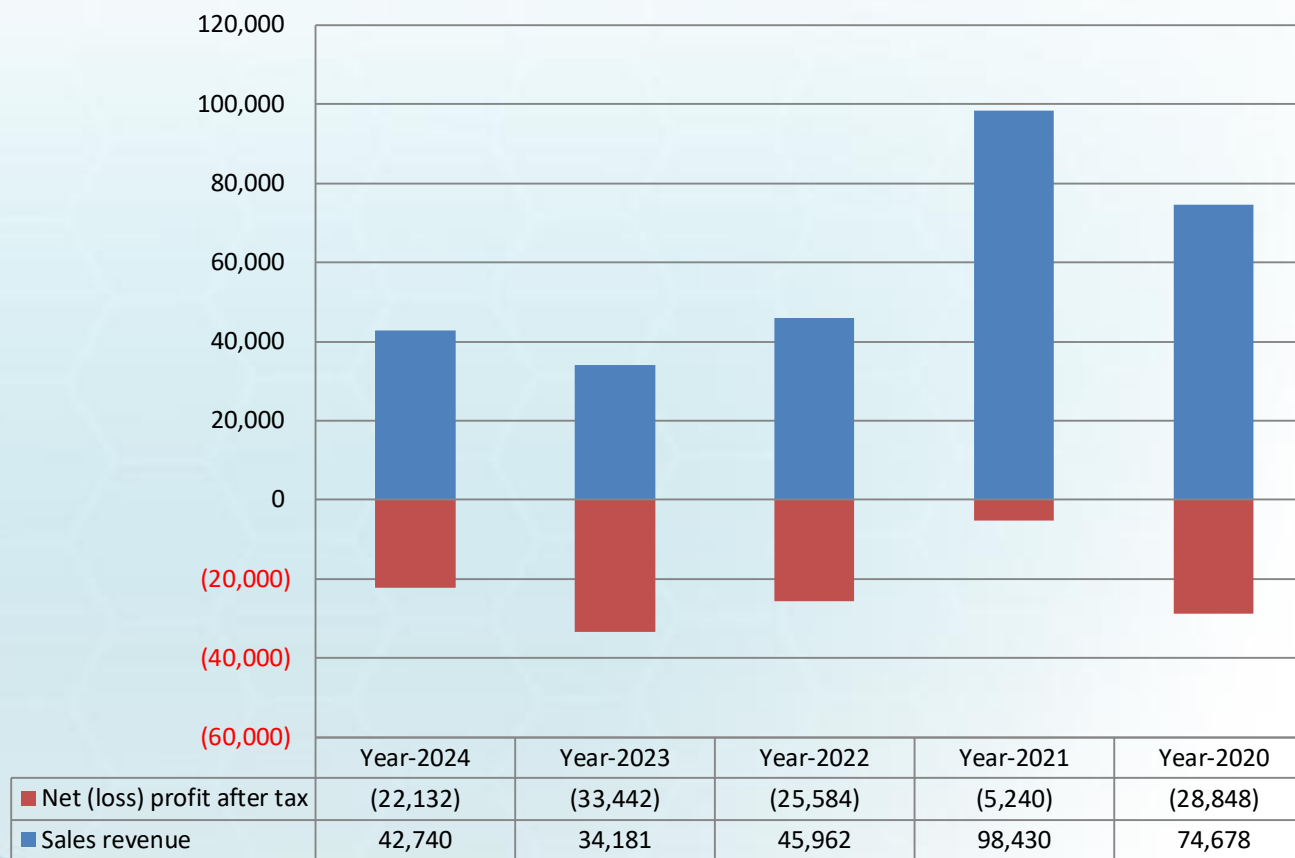
RS PH Series

R&D Achievements

- Film Scanner
 - The industry's most comprehensive film-compatible solution
 - Optical resolution of 5,000 dpi, far exceeding competitors
- Gel Imaging System
 - From the smallest mobile phone solution to the largest and most comprehensive visible light, fluorescent, and luminescent solutions
- Diagnostic Detector
 - Highly integrated solutions from development tools to various clinical testing equipment
 - From laboratory testing stations to home use

2020-2024 Operating Results

Unit: 1,000 NT\$



Comparison of Consolidated Comprehensive IS for H1 2024 and the same period in 2025



Unit: 1,000 NT\$

ITEM	Y2025 H1	Y2024H1	Difference
Sales revenue	26,813	21,572	5,241
Cost of good sold	(16,188)	(13,173)	(3,015)
Gross profit	10,625	8,399	2,226
Operating expenses	19,343	22,876	(3,533)
Net (loss) profit from operations	(8,718)	(14,477)	5,759
Non-operating income and expenses	(9,062)	4,393	(13,455)
Loss before income tax	(17,780)	(10,084)	(7,696)
Income tax expenses	0	26	(26)
Net (loss) profit after tax	(17,780)	(10,110)	(7,670)
Other comprehensive gains and losses	(1,382)	3,066	(4,448)
Total consolidated profit and loss	(19,162)	(7,044)	(12,118)
Earnings per share	(0.68)	(0.40)	(0.28)

Comparison of Consolidated Comprehensive IS for 2024 and 2023



Unit: 1,000 NT\$

ITEM	Y2024	Y2023	Difference
Sales revenue	42,740	34,181	8,559
Cost of good sold	(30,421)	(22,088)	(8,333)
Gross profit	12,319	12,093	226
Operating expenses	41,316	43,989	(2,673)
Net (loss) profit from operations	(28,997)	(31,896)	2,899
Non-operating income and expenses	6,891	1,183	5,708
Loss before income tax	(22,106)	(30,713)	8,607
Income tax expenses	26	2,729	(2,703)
Net (loss) profit after tax	(22,132)	(33,442)	11,310
Other comprehensive gains and losses	3,124	126	2,998
Total consolidated profit and loss	(19,008)	(33,316)	14,308
Earnings per share	(0.86)	(1.51)	0.65

Comparison of Operating Revenue by Region



Unit: 1,000 NT\$

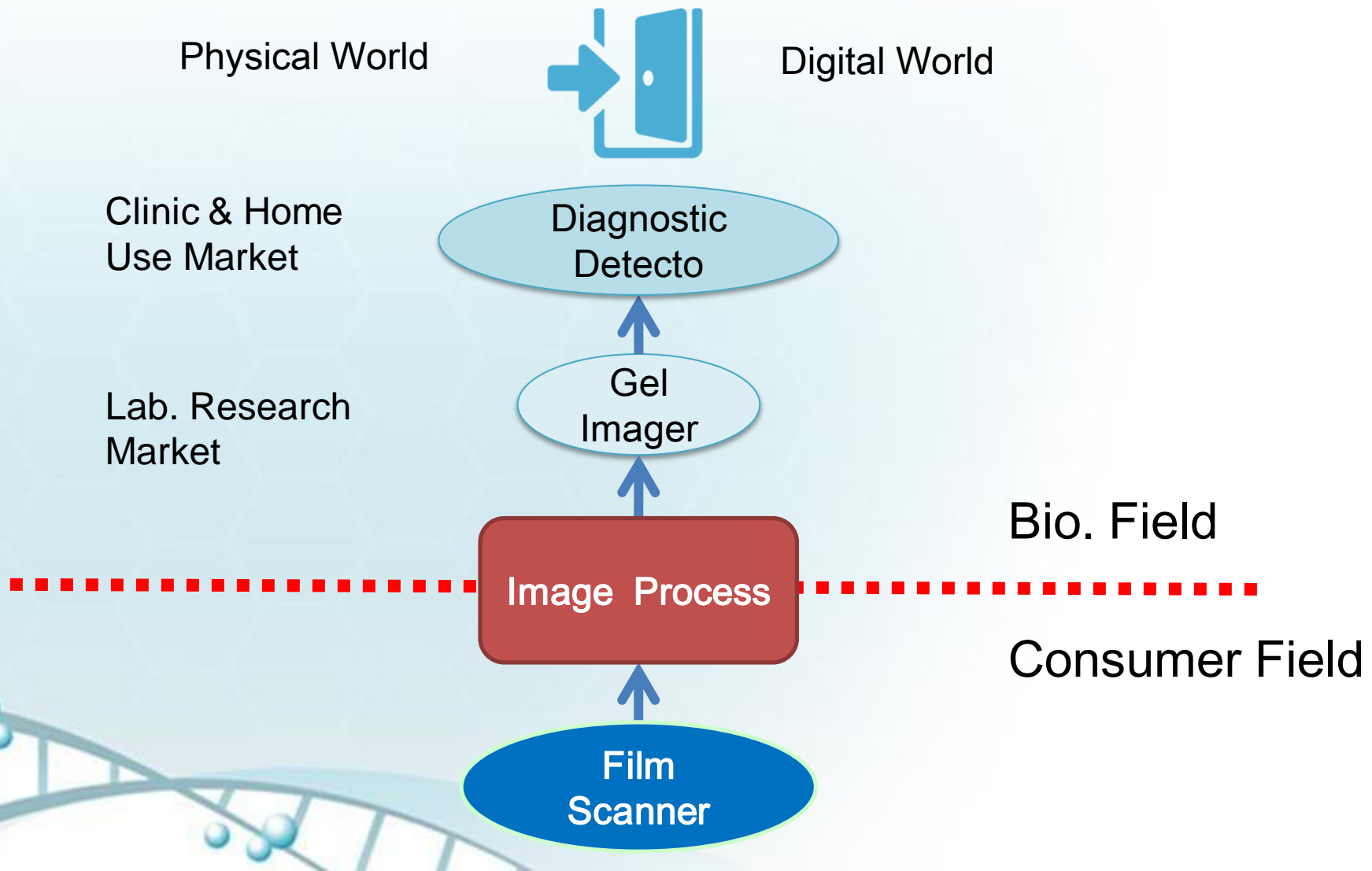
Region	2025 H1		2024 H1		Compare with Pre. Year	
	Sales Amount	Sales GP	Sales Amount	Sales GP	Sales Amount	Sales GP
N. America	10,028	5,653	9,825	3,816	102%	148%
Asia	10,385	3,048	6,709	2,460	155%	124%
EU	6,367	1,906	4,845	2,000	131%	95%
Others	34	18	192	123	132%	14%
Total	26,813	10,625	21,572	8,399	124%	126%
Region	2024		2023		Compare with Pre. Year	
	Sales Amount	Sales GP	Sales Amount	Sales GP	Sales Amount	Sales GP
N. America	19,109	2,136	13,448	5,093	142%	42%
Asia	15,692	7,043	17,688	6,022	89%	117%
EU	7,685	3,140	2,629	979	292%	321%
Others	253	156	416	301	61%	52%
Total	42,740	12,319	34,181	12,093	125%	102%

Comparison of Operating Revenue by Product

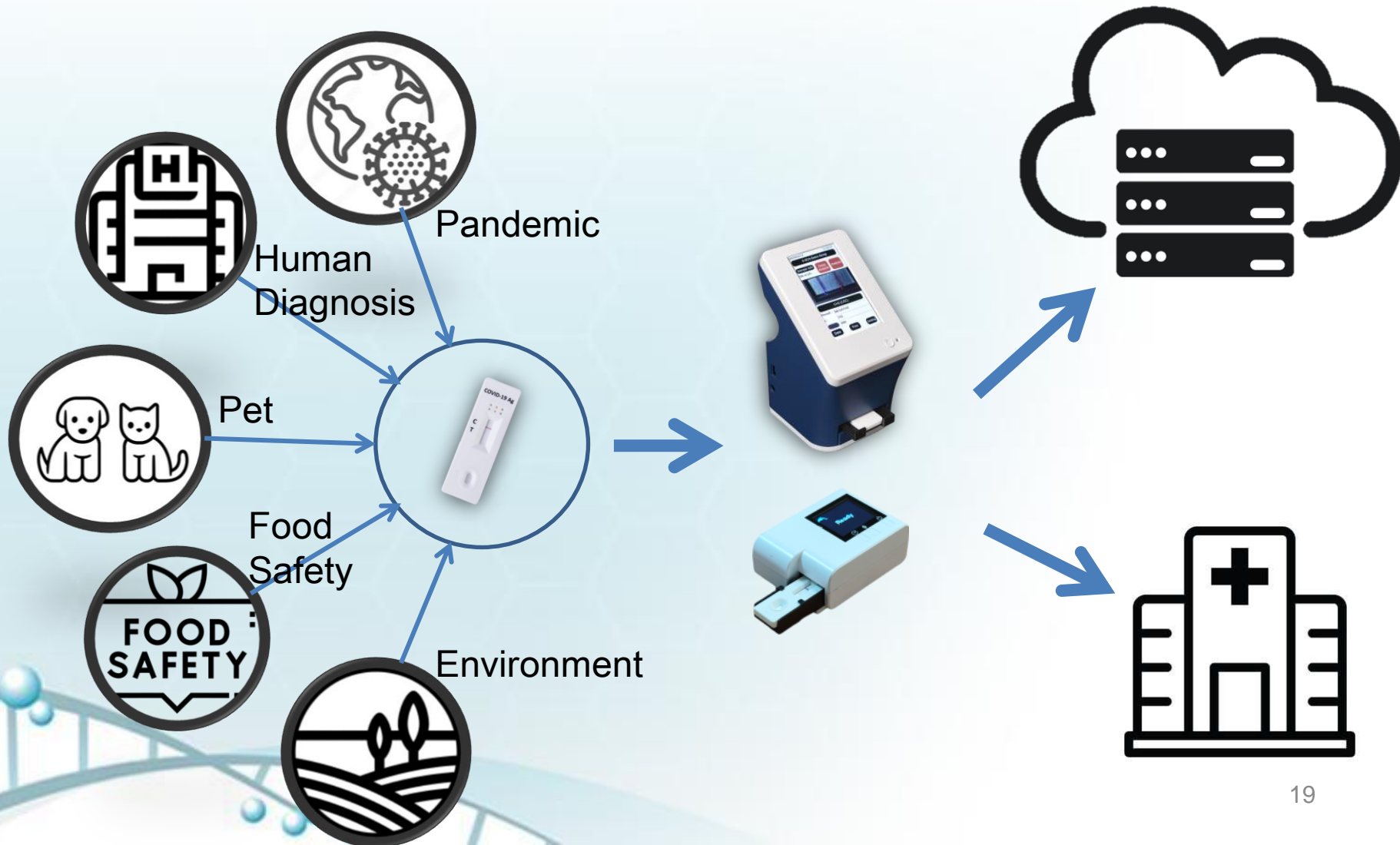
Unit: 1,000 NT\$

Region	2025 H1		2024 H1		Compare with Pre. Year	
	Sales Amount	Sales GP	Sales Amount	Sales GP	Sales Amount	Sales GP
N. America	10,028	5,653	9,825	3,816	102%	148%
Asia	10,385	3,048	6,709	2,460	155%	124%
EU	6,367	1,906	4,845	2,000	131%	95%
Others	34	18	192	123	132%	14%
Total	26,813	10,625	21,572	8,399	124%	126%
Region	2024		2023		Compare with Pre. Year	
	Sales Amount	Sales GP	Sales Amount	Sales GP	Sales Amount	Sales GP
N. America	19,109	2,136	13,448	5,093	142%	42%
Asia	15,692	7,043	17,688	6,022	89%	117%
EU	7,685	3,140	2,629	979	292%	321%
Others	253	156	416	301	61%	52%
Total	42,740	12,319	34,181	12,093	125%	102%

Extend from Core



Present: Testing Platform



Post-Pandemic: Decentralization

Centralize

- PCR
- Lab.
- Manual Report
- Hospital

De-centralize

- Rapid Test
- Home
- Internet
- Telemedicine

NIH : RADx Project



An official website of the United States government [Here's how you know](#) ▾



[Virtual Tour](#) | [En Español](#)

[Health Information](#) ▾ [Grants & Funding](#) ▾ [News & Events](#) ▾ [Research & Training](#) ▾ [Institutes at NIH](#) ▾ [About NIH](#) ▾

[Home](#) > [Research & Training](#) > [Medical Research Initiatives](#)

Medical Research Initiatives

Rapid Acceleration of Diagnostics (RADx®)

[RADx Programs](#)

[Funding](#)

[News, Blogs, Videos](#)

[Events](#)

[Contact Us](#)

[Regenerative Medicine Innovation Project \(RMIP\)](#) >

[RECOVER](#)

[IMPROVE Initiative](#)

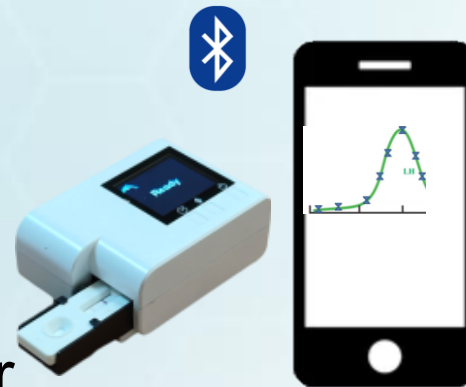
[The 21st Century Cures Act](#)

Rapid Acceleration of Diagnostics (RADx®)



Future: De-Centralized Applications

- Infectious Disease Testing Bulletin
 - CoVID/FluA/FluB/RSV
- Personal Healthcare
 - Immune System Monitoring
 - Cardiovascular Triple Factor Test
 - Cortisol Test
- Telemedicine
 - Newborn Triple Factor Test



家用方案



雲端服務



Q & A